

# Independence 3m Steplift

A modern system for up  
to three metres of travel



The modern  
lightweight  
Steplift that  
takes you  
further



- 500kg capacity
- up to 3m travel
- access between 2 levels
- user plus attendant
- wheelchair or ambulant
- internal & external
- domestic & public access

**The stylish Independence Steplift, with its lightweight aluminium and stainless steel construction, provides both strength and modern aesthetics.**

Capable of lifting 500kg, the Independence is available in two models depending on your travel height requirement - for up to either 2 metre or 3 metre travel.

With a range of platform sizes and configurations, you can choose the system that best suits your user needs and available space.

The quiet battery operation provides smooth transit and is suitable for both internal and external locations either at home or in public spaces.

## 12 Months Warranty

Our Independence 3m Steplift comes with 12 months Parts and Labour as standard. We also offer Extended Warranties up to 5 years covering you for all service and maintenance costs.



features  
unique  
to pojlock  
Lifts

raising expectations with the  
most advanced technology





Above from left to right:

2m Model Through Entry configuration

2m Adjacent Entry configuration

3m Model Through Entry configuration

## Style that lasts

The Independence is designed to be as robust as it is stylish, and is therefore an ideal option for both internal and external environments.

With the pump unit integrated within the lift it offers **reduced vandalism risk** and with no need for a separate control unit location minimises installation time and builders work. The lift can also be **relocated** and **gates rehanded** to open either direction, offering great flexibility for the future.

The **easy to service 2-piece system** means your Independence Steplift will provide reliable and efficient access for many years.

## Why choose Pollock Lifts?

We have been specialising in lift access since 1983 and really understand our customers' needs and concerns.

When mobility access is required it raises many important questions and practical issues that our team are experts at solving. And our highly trained support team are here 24 hours a day to respond to your needs, wherever you are located.

As leaders in state-of-the-art lift technology, our versatile range of access solutions are designed to be elegant and fit easily into your environment, freeing up space and ensuring the ultimate in comfort and safety for its users.

“ Many, many thanks to everyone at Pollock Lifts.

My mum has had her Steplift for years, without any problems, and we are looking forward to many happy years ahead ”



## Standard Features

### Stylish design

- Side panels and upper/lower gates in powder coated aluminium with acrylic infills
- Manual gate(s)
- Built-in ramp
- Battery powered (integral to rail structure)
- Integrated pump unit and controls

### Excellent safety as standard

- Full platform safety edge
- On board manual lowering system
- Emergency release on upper and lower level gates
- Battery backup

### Simple to install

- Easy to service 2-piece system
- Gates can be rehanded (change opening direction)
- Can be relocated

## Optional Features

### Gate

- Automatic upper and/or lower gate, with auto reverse\*
- On board ramp
- Gate closer

### Controls

- Full braille controls
- Controls available at either side
- Dual control
- Post mounted call station
- Auto dialler on the platform
- Additional Safety System - Light beams or curtains

## Choose from:

**2** Models  
2 Metre  
3 Metre

**2** Configurations  
Through Entry  
Adjacent Entry/Exit

**3** Platform Sizes  
800 x 1400mm  
900 x 1400mm  
1100 x 1400mm

**3** Finish Options  
Bellows  
Custom colour  
Marine Grade



### Bespoke Option

We can create a Steplift that is bespoke to your needs. We will assist with site requirements and advise on regulations and legislation. We will ensure that your lift not only performs exactly as you want, but also looks exactly how you need it to.

Exceptional safety and many features unique\* to Pollock Lifts



## Technical Specification

### Design & Manufacturing Standard

BS 6440:2011; Machine Directive 2006/42/EC

### 2 Metre and 3 Metre Models

#### Through Entry Configuration

Platform Size	External Dimensions	Lift with Lower Gate Open
800 x 1400 - Standard	1110 x 1650	1110 x 2620
900 x 1400	1210 x 1650	1210 x 2720
1100 x 1400	1410 x 1650	1410 x 2920




#### Adjacent Entry Configuration

Platform Size	External Dimensions	Lift with Lower Gate Open
900 x 1400	1210 x 1760	2470 x 1760
1100 x 1400	1410 x 1760	2670 x 1760

*All measurements in millimetres (mm) and provided width by length.*



The comprehensive ranges from Pollock Lifts

	 Public Access	 At Home	 Service & Goods
Classic 1m Steplift	✓	✓	
Executive 1m Steplift	✓	✓	
Independence 2m / 3m Steplift	✓	✓	
Incline Platform Lift	✓	✓	
Vertical Platform Lift	✓		
Eco Through Floor Lift		✓	
Residential Elevator		✓	
Residential Stair Lift		✓	
Service Lift			✓
Goods Lift			✓
Dumb Waiter			✓

Find out more at [pollocklifts.co.uk](http://pollocklifts.co.uk)

➤ [Get in touch for more information](#)

1 Sloefield Drive | Trooperslane Industrial Estate | Carrickfergus | Co. Antrim | BT38 8GX | UK  
T 028 9336 8167 | E [info@pollocklifts.co.uk](mailto:info@pollocklifts.co.uk) | [www.pollocklifts.co.uk](http://www.pollocklifts.co.uk)